

**AIR FORCE SCHOOL JAMMU**  
**SESSION:2022-23**  
**SUMMER HOLIDAYS HOMEWORK**  
**CLASS : 7th**

Hot sizzling summer reminds us of the time, To break free and bask in the warm sunshine. There's a burst of activities without minding the scorching heat, When friends are making merry and relishing the ice cream treat. So blend enjoyment with learning and introspection, To fetch glory and attain perfection.

**"Intelligence is the ability to adapt"**

Knowledge is power and to impart it righteously to our children, we have carefully and meticulously designed the Summer Break Assignment. It aims to create a spirit of enquiry, creativity and sensibility among the learners

It is vital to enable our learners to foster an outlook that helps them explore, discover and rediscover Summer vacation is the best and fruitful time for learning and nurturing creativity. A variety of fun-filled activities and worksheets are given to be attempted during summer break. The major emphasis is laid on 'Learning by doing'. Attempt the assignments neatly and beautify them by providing required illustrations.

Summer vacation is the time to learn and enjoy. So spend these holidays creating a nurturing and stimulating environment filled with fun, frolic and learning.

**Have an enjoyable Summer Break!**

**We wish you all the best for your vacation. Have fun and enjoy it. I hope you enjoy every moment of your vacation.**

**See you all on 18 June,2022**



**Instructions for the Holiday Assignments:**

All holiday assignments should be done in separate notebooks / sheets  
Do it in a neat and presentable manner.  
Original work of students will receive greater recognition and appreciation.

**IMPROVE YOUR WRITING**

Write one page English and one page Hindi handwriting every alternate day. We would love to see your writing practice notebook after summer vacations. You may copy from any book or write a passage on your own.

**Develop Reading Habit**

Reading is a very good habit that one needs to develop in life. Once you start reading, you experience a whole new world. Reading develops language skills and vocabulary. Reading books is also a way to relax and reduce stress. So I would like to tell all the students that read English, Hindi and Sanskrit story books, newspaper, magazine etc. you can also download E-books.

**Note: -Holiday assignments carry extra marks in assessment (Subject enrichment).**

Hence, submission of work post vacation is compulsory for all students.

Read and revise all subjects covered till date for Periodic Assessment - (Unit -1)

## ENGLISH

### 1) LISTENING

Take up any Indian News Channel and listen to the news there at least for 10-15 minutes daily at 7:00 pm. Your English Teacher will be in touch and she can call you the next day to hear the news from you.

### 2) READING:

1. Read chapter 2 & 3 of Literature Reader and find word of the day. And you will make your own dictionary in which you will mention all the NEW WORDS (Other than the ones given in the box). Write their meanings, synonyms, parts of speech and make sentence on the same words.

2. Read a book by any Author of your choice. You have to write a Book Review of the book. Write about the main ideas, characters, favourite character and favourite part.

### 3) SPEAKING:

1. Try speaking those new words (which you have learnt in your Literature Reader) in your daily

routine.

### 2. EXTRAPOLATION

Take up any story from your Course Book and give it a different ending and Prepare a SPEECH

on the theme of that chapter only

### 4) WRITING:

1. Take up Yoga or Meditation or any other form of exercise for at least 15 minutes a day and write an ARTICLE expressing your experience, ideas, thoughts in 100-150 words.

2. Know the Poet: Gather information about any 3 POETS (given in your books). Prepare their bio graphical sketch using the following hints

Name | DOB | Belonging | Famous works | Achievements.

### 5) CREATIVITY:

Create your own E-magazine of minimum 6-10 pages. Use pictures, photographs, drawings etc. to make an attractive cover page. Give it an interesting and creative name. Your magazine must contain the following:

1st page: Editorial (written by you and of minimum 30-40 words)

Paste your own photograph on this page.

2nd page: Index (Table of contents)

3rd page: Interesting and current news items along with relevant pictures.

4th to 10th page: stories, articles, poems, jokes etc.

Include your WRITING part of Holidays Homework in your E-magazine

### **Subject... English vocabulary**

- Read min 25 pages of any story book of ur choice, daily.
- Pick out atleast 05 difficult words from those pages.
- Look fr their meaning in the dictionary, and use them in your own sentences as well.



















## HINDI

1. आपको अपने शहर/ देश के किस खिलाड़ी ने अत्यधिक प्रभावित किया है और क्यों? अपने मित्र के साथ इस बारे में बातचीत को संवाद रूप में लिखिए।
2. बड़े होकर आप क्या बनना चाहेंगे अपनी मंजिल तक पहुँचने के लिए आप आने वाले समय में क्या-क्या तैयारियाँ करेंगे इस पर लेख लिखें।
3. बिजली के उपयुक्त उपयोग पर आप अपने घर /आसपास के लोगों को कैसे जागरूक कर सकते हैं? सूची बनाएं
4. जम्मू कश्मीर के प्रमुख दर्शनीय स्थल कौन-कौन से हैं? चित्र सहित वर्णन कीजिए।
5. प्रदूषण पर विज्ञापन तैयार कीजिए।
6. अपने आप को स्वस्थ रखने के लिए आप क्या करते हैं? क्या समय पर उचित खानपान का सीधा संबंध सेहत से है या नहीं? अगर हाँ तो कैसे?
7. किन्हीं 10 पंछियों के चित्र लगाएं व उनकी विशेषताएँ लिखिए।
8. कोविड का ध्यान रखते हुए घर या नजदीकी बाग में पिकनिक मनाने की तैयारियाँ आपने कैसे की, अनच्छेद में वर्णन करें।
9. हिंदी में 1 से 100 तक गिनती लिखे व याद करें।
10. अपने विद्यालय में खेल के मैदान व खेल सामग्री का उचित प्रबंध करने हेतु प्रधानाचार्य को पत्र लिखिए।
11. कुसंगति से बचने की सलाह देते हुए अपने छोटे भाई को पत्र लिखिए।

**विशेष :** उपरोक्त कार्य सुंदर हस्त लेख में अलग नोटबुक में कीजिए।

## SANSKRIT

±

1. सभाषितानि - लेखनम कण्ठस्थीकरणाय च।
2. शब्दार्थान लिखत- प्रथमपाठतः तृतीयपाठपर्यन्तम्। (पाठ-1 से पाठ-3 तक)
3. शब्दरूपाणि लिखत - बालक, राम
4. अनुच्छेदं लिखत - मम परिचयः ।
5. धातुरूपाणि- लिख, धातोः रूपाणि पंच लकारेषु लिखत ।
6. संख्यावाचकशब्दान लिखत । (1-50)
7. चित्राणि गणयित्वा उचितं संख्यावाचकं पदं लिखत-  
क) क      = अत्र ..... पुस्तकानि सन्ति। (षट्/सप्त/पंच)  
ख) ख       = अत्र ..... पुष्पाणि सन्ति। (पंच/षट्/नव)  
ग) ग     = अत्र ..... नक्षत्राणि सन्ति। (चत्वारि/त्रीणि/अष्ट)  
घ) घ    = अत्र ..... मुखानि सन्ति। (त्रीणि/पंच/चत्वारि)

MATHS

HOLIDAY HOMEWORK

CLASS VII

- 1) Practice all the examples and textual exercises of Ch-1.**
- 2) Prepare a model to demonstrate the concept of fractions.**
- 3) Collect the information of 2 Indian mathematicians and write 5 points about them**
- 4) Activity:-Select a city and collect data of it's maximum and minimum temperature over a week.Find out the rise and fall in temperature.Express this data in the form of a table.**
- 5) Prepare a working model to carry out addition and subtraction of integers.**

## SCIENCE

1. Try growing a sweet potato just in water. Describe your experiment and observations in a notebook. Also paste the pictures.
- 2) Collect 5 or more different leaves, Mark their boundaries on your notebook. Try to find what type of shape it is. Arrange them in a pattern and draw their outline shape of the pattern and Colour them according to your choice.
- 3) Make a chart or a model of digestive system of human beings and label all its parts.
- 4) Make a list of different types of nutrition shown by living organisms with suitable examples.
- 5) Answer following questions.
  - a. Why insectivorous plants eat insects when they can do photosynthesis?
  - b. What is role of stomata in photosynthesis?
  - c. Why are plants called primary producers?
  - d. What is role of Dil HCl and bile juice in the process of digestion of food ?
  - e. What are dental caries and how are they formed.
- 6) Write scientific names of any 5 plants and animals
- 7) Make an innovative model / design or idea to solve any simple problem around you. You can use any waste material available at home.
- 8) Revise CH- 1 and CH-2

## SOCIAL SCIENCE

### **HISTORY**

1. Discuss , debate and make report on history notebook.
  - Manuscripts v/s Digital text.
  - Archives V/s Libraries.
  - Arguments for and against the study of the past.
2. Revise chapter tracing changes through 1000 years .

### **CIVICS**

1. Use the internet to collect information about sex ratios in your city, states and the overall average for India. Make a report on it .
2. Make report on civics notebook.
3. Revise chapter On Equality.

### **GEOGRAPHY**

1. Make a multimedia presentation on the layers of the Earth.
2. Use a chart paper to show the effects that the inner and outer cores have on the other layers of the planet and on the moon.
3. Use a search engine or a local library to find out about the types of rocks that the areas you live in is made of .  
make a report on it ( use your geography notebook).
4. Revise chapter Environment and Inside the Earth.

## COMPUTER

### **SCRATCH**

1. Explore what is SCRATCH.
2. How to make projects in SCRATCH
3. Create a few animations in SCRATCH.
4. Try to make games in SCRATCH.(Story Games, puzzle games etc.)

Note:

If you face any difficulty, just search for scratch on you tube you will find many helping videos making you understand it.